



Peroxin 10 Polyclonal Antibody

Catalog No	YP-Ab-04066
Isotype	IgG
Reactivity	Human;Rat;Mouse;
Applications	WB;IHC;IF;ELISA
Gene Name	PEX10
Protein Name	Peroxisome biogenesis factor 10
Immunogen	The antiserum was produced against synthesized peptide derived from human PEX10. AA range:183-232
Specificity	Peroxin 10 Polyclonal Antibody detects endogenous levels of Peroxin 10 protein.
Formulation	Liquid in PBS containing 50% glycerol, 0.5% BSA and 0.02% sodium azide.
Source	Polyclonal, Rabbit,IgG
Purification	The antibody was affinity-purified from rabbit antiserum by affinity-chromatography using epitope-specific immunogen.
Dilution	WB: 1/500 - 1/2000. IHC: 1/100 - 1/300. ELISA: 1/40000.. IF 1:50-200
Concentration	1 mg/ml
Purity	≥90%
Storage Stability	-20°C/1 year
Synonyms	PEX10; RNF69; Peroxisome biogenesis factor 10; Peroxin-10; Peroxisomal biogenesis factor 10; Peroxisome assembly protein 10; RING finger protein 69
Observed Band	45kD
Cell Pathway	Peroxisome membrane ; Peripheral membrane protein .
Tissue Specificity	Brain,Lung,
Function	disease:Defects in PEX10 are a cause of adrenoleukodystrophy neonatal (NALD) [MIM:202370]. NALD is a peroxisome biogenesis disorder (PBD) characterized by the accumulation of very long-chain fatty acids, adrenal insufficiency and mental retardation.,disease:Defects in PEX10 are a cause of Zellweger syndrome (ZWS) [MIM:214100]. ZWS is a fatal peroxisome biogenesis disorder characterized by dysmorphic facial features, hepatomegaly, ocular abnormalities, renal cysts, hearing impairment, profound psychomotor retardation, severe hypotonia and neonatal seizures. Death occurs within the first year of life.,disease:Defects in PEX10 are the cause of peroxisome biogenesis disorder complementation group 7 (PBD-CG7) [MIM:602859]; also known as PBD-CGB. PBD refers to a group of peroxisomal disorders arising from a failure of protein import into the peroxisomal membrane or matrix. The PBD group is com



Background

peroxisomal biogenesis factor 10(PEX10) Homo sapiens This gene encodes a protein involved in import of peroxisomal matrix proteins. This protein localizes to the peroxisomal membrane. Mutations in this gene result in phenotypes within the Zellweger spectrum of peroxisomal biogenesis disorders, ranging from neonatal adrenoleukodystrophy to Zellweger syndrome. Alternative splicing results in two transcript variants encoding different isoforms. [provided by RefSeq, Jul 2008],

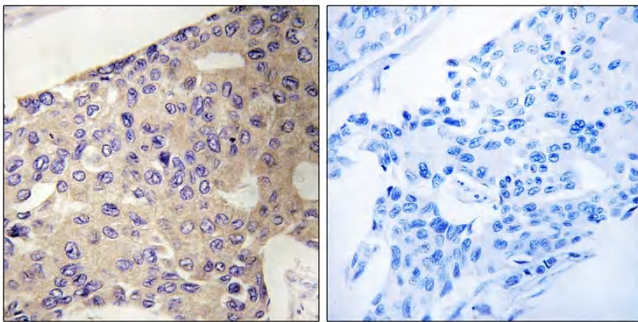
matters needing attention

Avoid repeated freezing and thawing!

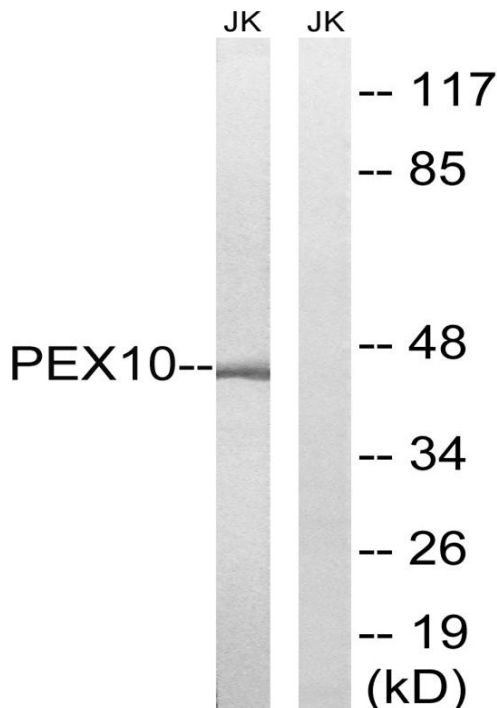
Usage suggestions

This product can be used in immunological reaction related experiments. For more information, please consult technical personnel.

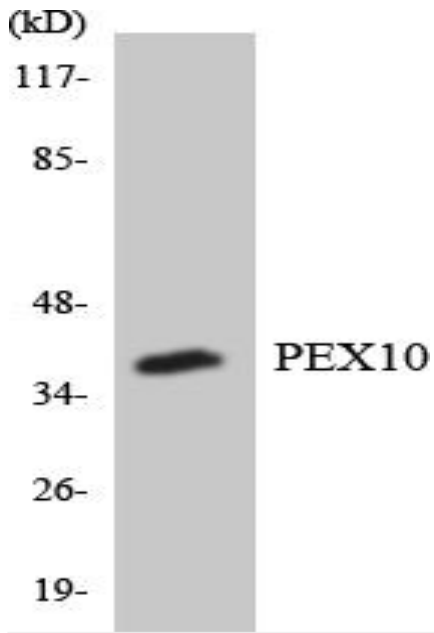
Products Images



Immunohistochemistry analysis of paraffin-embedded human breast carcinoma tissue, using PEX10 Antibody. The picture on the right is blocked with the synthesized peptide.



Western blot analysis of lysates from Jurkat cells, using PEX10 Antibody. The lane on the right is blocked with the synthesized peptide.



Western blot analysis of the lysates from 293 cells using PEX10 antibody.